

# Vegetable Garden Planting Guide

Use this guide to find out when, where, and what vegetables to plant in your garden

## Row Planting

Crops that are taller and need more space for support should be planted in individual rows with walkways in between for easy access.

Corn

Tomatoes

## Smaller Vegetables

Crops that require less space in order to produce can be planted closer together in raised beds. This will increase the size of your harvest.

Peas

Cabbage

Broccoli

Cauliflower

Lettuce

Carrots

Onions

## "Hilling" Crops

Plants that tend to sprawl and be more vine-like should be planted in a cluster. After maturing they will have enough space for production.

Squash

Watermelon

Cantaloupe

Pumpkin

## Raised Bed Planting

Most vegetable plants will grow best in raised beds to allow them to grow in nutrient rich soil, and provide protection from pests by being raised off the ground.

Potatoes

Cucumber

Eggplant

## Climbing Vegetables

Providing a trellis for climbing vegetables will not only provide support but will also increase air circulation. Plant these crops in single rows to make them easier to harvest.

Beans

Peas

## Most Common Vegetable Plants

### -Early Spring



### -Summer



### -Fall



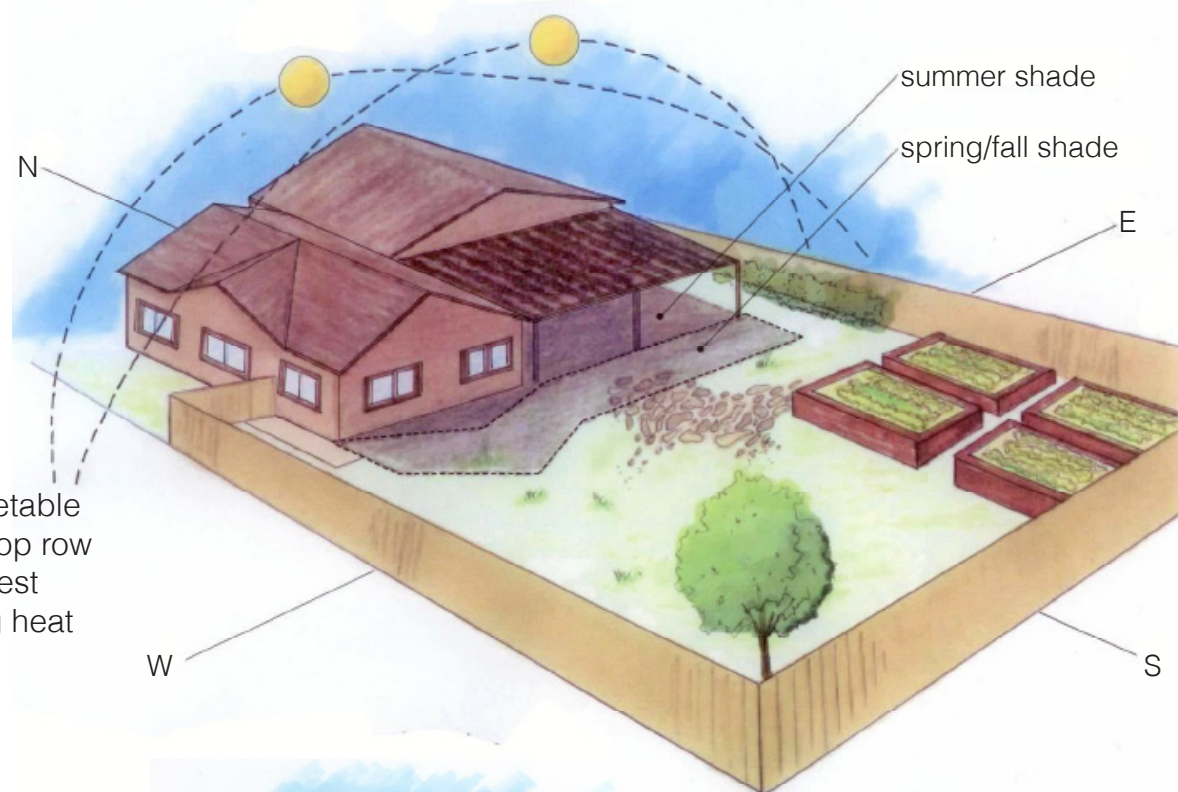
### -Winter



## Most Common Garden Mulches:



## Most Common Building Materials:



## Orientation



A north-south orientation provides the vegetable plants with sunlight on both sides of the crop row each day. For colder elevations, an east-west orientation has an advantage for collecting heat and protecting plants from frost.

## Protecting Your Raised Bed

A protective cover will not only prevent frost damage in the winter months but will protect your plants from pests such as birds and insects as well.

Picket and wire fencing are traditional barriers to keep dogs and smaller pests such as rabbits out of your food garden.

Lining your raised bed with wire mesh will keep out underground pests such as gophers and moles.



## Size Is Important

### Common Heights of Raised Bed Planters:

- Smaller scale: 4", 6", 8" tall
- Medium scale: 10", 11" tall
- Large scale: 16.5", 22" tall

### Common Widths of Raised Bed Planters:

-Between 2'-4.5' wide  
Make sure you do not make your beds wider than 4.5' so the vegetable plants in the center can be easily accessed.

## Irrigation in Your Garden

### Common Irrigation Systems:

- Drip irrigation
- Soaker hose and soaker tube
- Sprinkler irrigation
- Furrow irrigation

Did you know raised beds conserve water? You will have a higher production when compared to traditional row planting and conserve water. There are many ways to water your garden, however, drip irrigation or soaker hoses on timers are the most efficient.

# GARDEN DESIGN